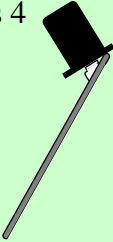
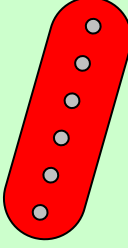

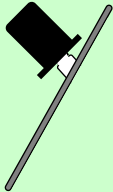
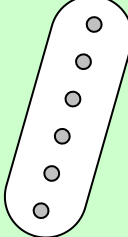

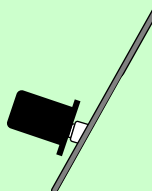
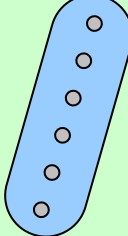

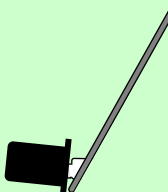
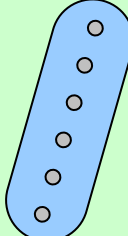



- This table displays the pickup selection with the 4 position selector switch.

Selector position		Blue indicates the pickup is selected like in a regular Tele. Red is series connection, both pickups on.	
Pos 4 			
Pos 3 			
Pos 2 			
Pos 1 			

In position 4 both pickups are selected in series. That gives a boost in output and makes the tone thick and syrupy not unlike a humbucker. Great position for instant crunch and volume boost.

Position 3 is neck pickup by itself.

Position 2 is both pickups in parallel. That's the normal connection for regular Tele sound with both pickup on (middle position on a 3 way switch).

Position 1 is bridge pickup by itself.